

## Mini Centrifugal Roof Fan 小型离心屋顶风机



The Mini Centrifugal Roof Fan is a newly developed versatile roof extract units available in 2 sizes and suitable for vertical and horizontal installation.

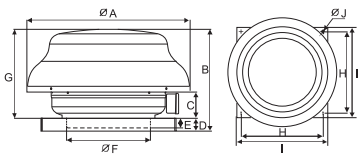
The RVF Series apply the low noise external rotor motor and high efficient backward bladed impeller, its compact design and easy installation meets the requirement of efficient ventilation in residential, commercial and light industrial applications.

Ambient temperature: between -10 Celsius degree (14 Fahrenheit degree) and 60 Celsius degree (140 Fahrenheit degree).

小型离心屋顶风机是我司新开发的多用途屋顶排气风机，共有两种规格，适合于垂直及水平安装。RVF系列采用低噪音外转子电机和高效的 backward 弯风轮。紧凑型的设计和简便安装方式迎合家用、商用和轻工业用等不同场合的通风需求。

环境温度介于 -10摄氏度(14华氏度)至 60摄氏度(140华氏度)之间使用。

### External Dimension 外形尺寸图



### Dimension Table 尺寸表

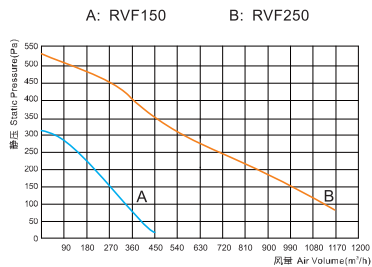
Units 单位:mm

型号 Model No.	ΦA	B	C	D	E	ΦF	G	H	I	ΦJ
RVF150	400	239	72	38	17	148	201	300	340	9
RVF250	484	302	79	38	30	248	264	360	400	9

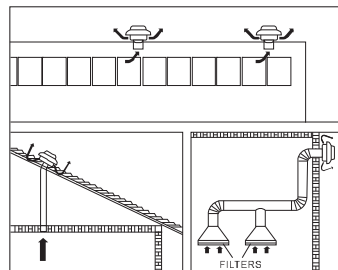
### Electrical Ratings 技术参数

型号 Model No.	额定电压/ 频率/ 相数 Rated Voltage/ Frequency/ Phase	风轮直径 Impeller Diameter (mm)	功率 Power (W)	电流 Current (A)	转速 Rotating Speed (R.P.M.)	风量 Air Volume (m <sup>3</sup> /h)	静压 Static Pressure (Pa)	噪音 Noise (dB)	电机绝缘等级 Insulation Class	净重 Net Weight (kg)
RVF150	220V~1/50Hz/ 1Ph	190	80	0.39	2420	450	300	59	F	4.9
RVF250		250	181	0.83	2520	1150	530	65		7.5

### Performance Curve 性能曲线图



### Applications 安装图



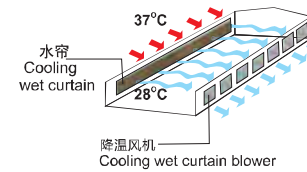
## Cooling Wet Curtain Blower 降温风机



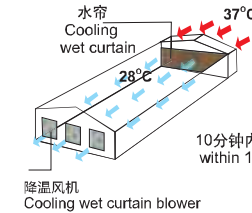
节能80% Save Energy 80%

### Negative pressure cooling ventilating system operation principle 负压降温通风系统原理图

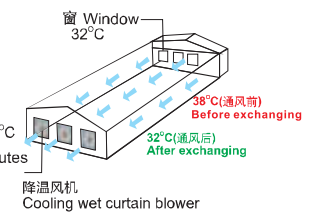
Transverse cooling wet curtain system  
横向水帘降温系统



Lengthways cooling wet curtain system  
纵向水帘降温系统



Negative pressure cooling wet curtain blower system  
负压降温系统



### Electrical Ratings 技术参数

型号 Model No.	额定电压/ 频率/ 相数 Rated Voltage/ Frequency/ Phase	风叶直径 Blade Diameter (mm)	功率 Power (kw)	转速 Rotating Speed (R.P.M.)	风量 Air Volume (m <sup>3</sup> /h)	噪音 Noise (dB)	适用面积 Applicable Area (m <sup>2</sup> )	电机绝缘等级 Insulation Class	外型尺寸 Unit Size L x W x H (mm)	净重 Net Weight (kg)
APB80-9-A	380V~1/50Hz/ 3Ph	778	0.37	420	16000	58	40 ~ 60	B	900x400x900	43.0
APB95-9-A		938	0.55	420	32000	60	60 ~ 80		1060x400x1060	49.2
APB110-9-A		1095	0.75	420	37000	61	80 ~ 100		1220x400x1220	59.0
APB125-9-A		1245	1.10	420	44500	63	100 ~ 120		1380x400x1380	66.1