

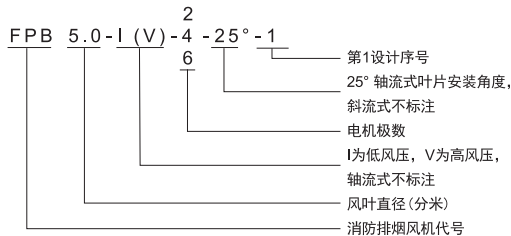
## FPB Hi-Temperature-Resistant Fan FPB消防排烟风机



The FPB Hi-Temperature-Resistant Fan are used in a variety of applications, such as office buildings, hotels, auditoriums, theatres, shopping malls, hospitals, parking areas, factories, workshops and etc. where smoke shall be rapidly exhausted. There are single-speed and dual-speed direct-drive available. The built-in motor should be cooled off with low temperature air. The fan features in compact, small dimension and rigidity. In compliance with Fire Service Code for High Rise and Civil Building Design, the fan is able to run continuously 30 minutes without failure with Hi-Temperature-Resistant at 280°C.

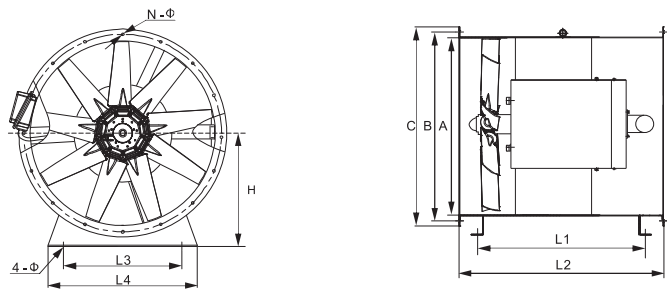
消防排烟风机广泛应用于办公楼、宾馆、大礼堂、影剧院、办公楼、商场、医院、地下停车场、厂矿、车间等需要消防排烟的场所。产品分单速、双速直联驱动形式，驱动电机为内置保护式，配有输送低温风强制冷却方式，整机结构紧凑，体积小，强度高优点。经测试符合“高层建筑、民用建筑设计防火规范”标准要求，在280°C高温环境下，此风机能连续安全运行30分钟以上。

### Model Explanation 型号说明



第1设计序号  
It indicates the installation angle for axial fan.  
Mixed flow fan is labeled without mark.  
Number of poles of the motor  
Low pressure with I mark, High pressure with V mark,  
Axial type without mark.  
Blade diameter (dm)  
Code for Hi-Temperature-Resistant Fan.

### FPB Axial Type External Dimensions FPB 轴流式外形尺寸图



### FPB Axial Type Dimension Table FPB 轴流式尺寸表

Units 单位: mm

机型 Type	型号 Model No.	A	B	C	L1						L2						L3	L4	4-Φ	H	N-Φ							
					25°	30°	35°	40°	45°	50°	25°	30°	35°	40°	45°	50°												
FPB	5.0-2	505	550	590	615	615		685			700	700		770			300	400	4-Φ10.5	320	12-Φ12							
	6.3-4	637	685	730				610	610					700	700		380	500	4-Φ12.5	400	12-Φ12							
	7.1-4	717	765	810				610	610	680				700	700	770	460	580	4-Φ12.5	440	12-Φ12							
	8.0-4	808	855	900				710	810					800	900		540	660	4-Φ12.5	500	12-Φ12							
	8.0-6	808	855	900				610	710					700	800		540	660	4-Φ12.5	500	12-Φ12							
																	880	940	1050			990	1050	1160	930	1050	4-Φ16.5	720

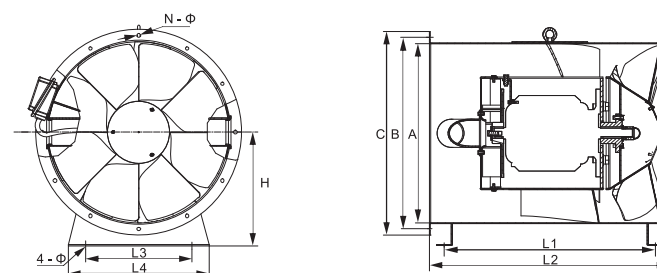
## FPB Hi-Temperature-Resistant Fan FPB消防排烟风机

### FPB Axial Type Dimension Table FPB 轴流式尺寸表

Units 单位: mm

机型 Type	型号 Model No.	A	B	C	L1						L2						L3	L4	4-Φ	H	N-Φ		
					25°	30°	35°	40°	45°	50°	25°	30°	35°	40°	45°	50°							
FPB	9.0-4	909	955	1000				710	825	850	890				800	905	940	980	620	750	4-Φ16.5	540	12-Φ12
	9.0-6	909	955	1000				710	710	710				800	800	800			620	750	4-Φ16.5	540	12-Φ12
	10.0-4	1010	1065	1110				840	890					940	990				620	750	4-Φ16.5	590	12-Φ12
	10.0-6	1010	1065	1110	730	730				730	840		830	830		830	940	620	750	4-Φ16.5	590	12-Φ12	

### FPB-I、V Mixed Flow Type External Dimensions FPB-I、V 斜流式外形尺寸图



### FPB-I、V Mixed Flow Type Dimension Table FPB-I、V 斜流式尺寸表

Units 单位: mm

机型 Type	型号 Model No.	A	B	C	L1			L2			L3	L4	4-Φ	H	N-Φ	
					2极 2P	4极 4P	6极 6P	2极 2P	4极 4P	6极 6P						
FPB-I	5.0	510	550	590	585	585		670	670		300	400	4-Φ12	320	12-Φ10	
	6.0	610	655	700		630			720		380	480	4-Φ14	375	16-Φ10	
	6.5	660	705	750		690			780		420	520	4-Φ14	400	16-Φ10	
	7.0	710	755	800		730			820		440	560	4-Φ14	425	16-Φ12	
	8.0	810	855	900		930	860		1020	950	540	660	4-Φ14	475	20-Φ12	
	9.0	910	955	1000		1060	930		1160	1030	620	750	4-Φ18	540	24-Φ12	
	10.0	1010	1055	1100		1095	990		1195	1090	600	800	4-Φ18	575	24-Φ12	
	11.2	1120	1170	1210				1080			1180	700	900	4-Φ18	635	24-Φ12
	12.5	1260	1305	1350				1265			1365	800	1000	4-Φ18	700	24-Φ12
	5.0	510	550	590		645			730		300	400	4-Φ12	320	12-Φ10	
6.0	610	655	700		730			820		380	480	4-Φ14	375	16-Φ10		
6.5	660	705	750		790			880		420	520	4-Φ14	400	16-Φ10		
7.0	710	755	800		890			980		440	560	4-Φ14	425	16-Φ12		
8.0	810	855	900			860			950	540	660	4-Φ14	475	20-Φ12		
8.5	860	905	950			990			1080	560	680	4-Φ14	500	20-Φ12		
9.0	910	955	1000			1000			1100	620	750	4-Φ18	540	24-Φ12		
10.0	1010	1055	1100			1095			1195	600	800	4-Φ18	575	24-Φ12		
11.2	1120	1170	1210				1180			1280	700	900	4-Φ18	635	24-Φ12	