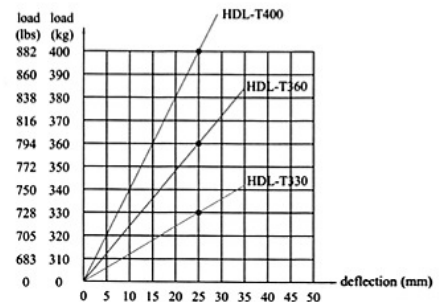
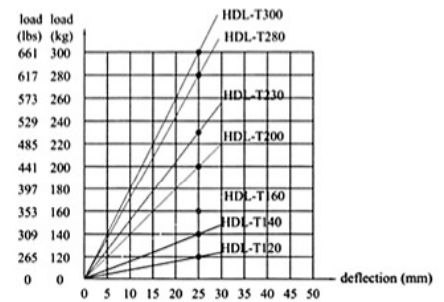
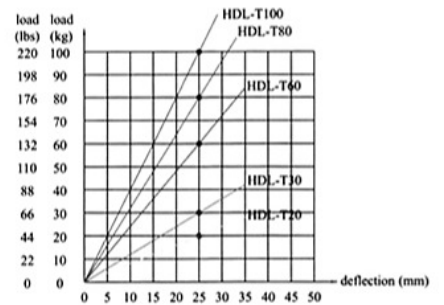


Technical Data of Type HDL-T Spring AVM

MODEL	LOAD (kg)	LOAD (lbs)	DEFLECTION (mm)	VERTICAL RIGIDITY k(kg/mm)
HDL-T20	20	44	20~25	0.80
HDL-T30	30	66		1.20
HDL-T60	60	132		2.40
HDL-T80	80	176		3.20
HDL-T100	100	220		4.00
HDL-T120	120	265		4.80
HDL-T140	140	309		5.60
HDL-T160	160	353		6.40
HDL-T200	200	441		8.00
HDL-T230	230	507		9.20
HDL-T280	280	617		11.20
HDL-T300	300	661		12.00
HDL-T330	330	728		13.20
HDL-T360	360	794		14.40
HDL-T400	400	882		16.00

LOAD DEFLECTION CURVE/POINT MEANS THE BEST DEFLECTION



Outer Size of Type HDL-T Spring AVM

MODEL	OUTER SIZE(±2mm)						
	H	W	L	C	ΦD	S1	S1
HDL-T20~HDL-T400	125	74	136	106	14	M10×20	M20×60

CÔNG TY CỔ PHẦN QUỐC TẾ THÁI CHI

ĐC: Số 22 - Tổ 4 - Phường Cầu Diễn - Quận Nam Từ Liêm - Hà Nội

ĐT: 043 76 333 88 - 043 7633 182 - Fax: 043 7633 183z

E-mail: thaichi@thaichi.vn - Website: www.thaichi.vn - www.loxochongrung.com

MST: 0104 574 954