

# DKT Centrifugal Ventilator

## DKT柜式离心风机



Type AT (Motor Top-Positioned)  
AT型(电机顶置)



Type B (Motor Inside)  
B型(电机内置)

DKT Centrifugal ventilator is the perfect equipment by thoroughly adopted, absorbed and improved the most advanced technology of home and abroad. Widely be used at high-class hotel and residential area, office building, movie and showplace, department store, hospital, basement, factories and restaurant, for ventilation as well as for coming along with the air conditioning units of the above environments. Compact structure, reliable function, convenient installation, easy maintenance, low noise, high efficiency, perfect operating, tolerant over-heating. All the above advantages have uplifted itself to be the latest air purifying pioneer and to meet the highest standard of the international and to be the most newest and preferred accompanying equipment to the air-conditioning units. DKT Series products include DKT9、DKT10、DKT12、DKT15、DKT18、DKT20、DKT22、DKT25、DKT27、DKT30 and etc. Every model has three types: Type AT with the motor top-positioned the cabinet, Type AS with the motor side-positioned the cabinet and Type B with motor inside the cabinet so that can meet different requirements to the varied environments and purposes. Type AT (with the motor top-positioned the cabinet) and Type AS (with the motor side-positioned the cabinet) Centrifugal Ventilator is applicable for smoke extraction as well as general ventilation and for coming along with the air conditioning units. It works without failure in continuous 30 minutes in ambient temperature of 280°C. Type B (with motor inside the cabinet) Centrifugal Ventilator is simply applicable for general ventilation as well as for coming along with the air conditioning units.

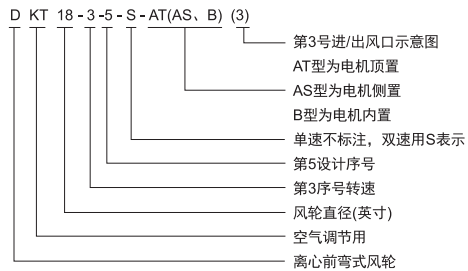
DKT柜式离心风机是我公司吸收国内外先进技术、经消化改进研制出来的。产品广泛适用于高级宾馆、写字楼、影剧院、高级商住楼、商场、医院、地下室、工厂和餐厅的通风换气之用，也可以作为上述地方的中央空调机组风段主机。它具有结构紧凑、可靠性高、安装简捷、维护方便、噪音低、效率高、运行平稳、耐高温等优点，其性能指标达到当今国际先进水平，是新一代空气净化和空调机组的最佳配套风机。

产品目前拥有DKT9、DKT10、DKT12、DKT15、DKT18、DKT20、DKT22、DKT25、DKT27、DKT30等多种型号，且同一型号均有AT型(电机顶置)、AS型(电机侧置)和B型(电机内置)两大类，可满足不同场所和不同用途之要求。

AT型(电机顶置)和AS型(电机侧置)柜式离心风机既适用于消防排烟，也可适用于普通通风换气及空调机组配套使用，此机型并且在280°C的高温环境下连续运转30分钟以上。

B型(电机内置)柜式离心风机仅适用于普通通风换气及空调机组配套使用。

### Model Explanation 型号说明

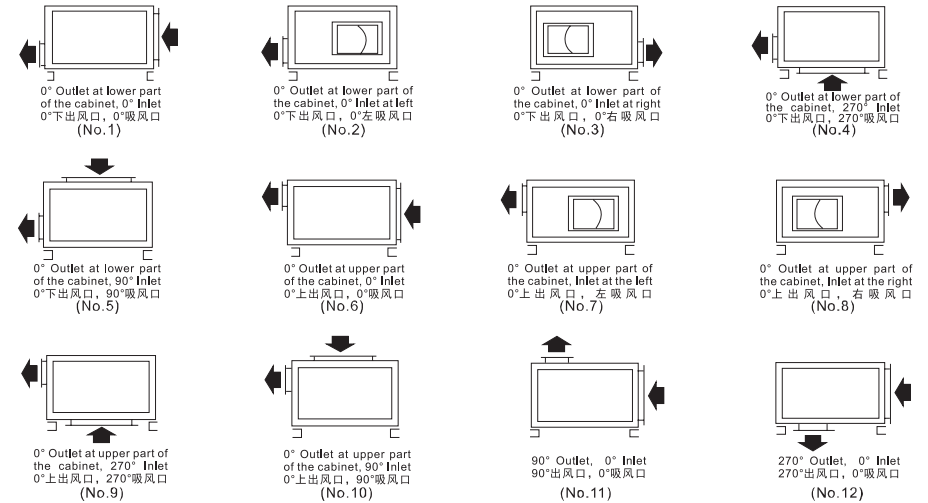


Inlet/Outlet air direction as chart No. 3  
 Type AT with the motor top-positioned the cabinet  
 Type AS with the motor side-positioned the cabinet  
 Type B with the motor inside the cabinet  
 Single speed without mark, Double speed with "S" mark  
 Design serial No.5  
 Rotating speed code No.3  
 Impeller diameter(Inch)  
 For air flow adjustment purpose  
 Forward-bending centrifugal type impeller

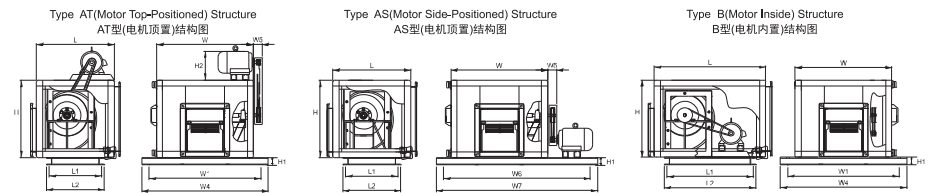
# DKT Centrifugal Ventilator

## DKT柜式离心风机

### Inlet/Outlet Chart 进/出风口示意图



### No.1 & No.6 External Dimensions Of Inlet/Outlet No.1 & No.6进/出风口外形尺寸图



### No.1 & No.6 Dimension Table Of Inlet/Outlet No.1 & No.6进/出风口尺寸表

Units unit: mm

型号 Model No.	外形尺寸 External Dimension (mm)		出风口内尺寸 Outlet Inside Dimension (mm)		进风口内尺寸 Inlet Inside Dimension (mm)		地脚孔尺寸 Mounting Bracket Dimension (mm)			孔径 Hole Dimension (mm)	辅助尺寸 Auxiliary Dimension (mm)										
	宽 (W)	高 (H)	长 (L)	宽 (W)	高 (H)	宽 (W)	高 (H)	长 (L1)			宽 (W1)	宽 (W6)	A型 Type A		B型 Type B		W5	H1	H2		
								A型 Type A	B型 Type B				W4	L2	W4	L2					
DKT9	650	520	520	750	265	290	565	435	350	580	750	980	Φ13 X 20	850	1080	390	850	620	70	50	300
DKT10	700	550	560	800	285	325	615	465	390	630	800	1080	Φ13 X 20	900	1180	430	900	670	85	50	310
DKT12	740	660	655	950	360	410	655	575	485	780	840	1200	Φ13 X 20	940	1300	525	940	820	100	50	330
DKT15	900	820	805	1100	460	510	820	735	635	930	1000	1400	Φ13 X 20	1100	1500	675	1100	970	100	50	340
DKT18	930	910	870	1200	505	570	845	845	700	1030	1030	1450	Φ15 X 22	1130	1550	740	1130	1070	120	50	395
DKT20	1050	1000	970	1300	540	640	965	915	800	1130	1150	1550	Φ15 X 22	1250	1650	840	1250	1170	120	63	395
DKT22	1150	1100	1060	1400	610	720	1065	1015	890	1230	1250	1800	Φ15 X 22	1350	1900	930	1350	1270	120	63	470
DKT25	1230	1250	1160	1500	660	805	1145	1165	990	1330	1330	1900	Φ15 X 22	1430	2000	1030	1430	1370	140	63	470
DKT27	1550	1400	1250	1650	745	900	1465	1315	1080	1480	1650	2350	Φ16 X 30	1750	2450	1125	1750	1525	140	80	650
DKT30	1600	1600	1400	1850	825	1010	1515	1515	1230	1680	1700	2400	Φ16 X 30	1800	2500	1275	1800	1725	160	80	620