

# Air-Condition Ventilator 空调风柜



The motor direct driven type is low power consumption, stable performance, low noise level and high static pressure.

With an overall height of 436mm, it is typically the right option for applications with small space. Users will find it convenient in assembly, installation and maintenance. The direct-drive motor makes maintenance more convenient.

Major applications include industrial and mining enterprises, hotels, shopping malls and etc.

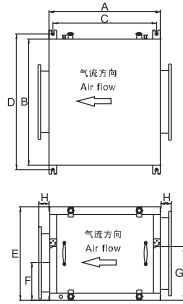
直联电机传动，功率小，运行平稳，噪音低，静压高等优点。

整机体积小，整机高度仅436mm，特别适用于安装体积受限制的应用场合。

柜体组装简易，安装和维修均十分方便，直联传动的设计也使维护工作更加简单。

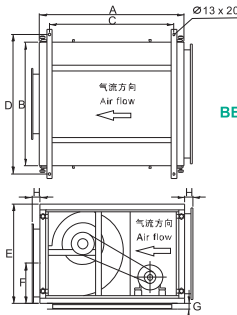
产品适用范围：工矿企业、宾馆、大型商场等建筑的通风换气。

## External Dimensions 外形尺寸图



电机直驱型号  
MOTOR DIRECT DRIVEN  
TYPE MODEL NO.:

- KTJ-25-20-4
- KTJ-28-26-4
- KTJ-23-31-4
- KTJ-23-41-4
- KTJ-28-51-6
- KTJ-31-61-6
- KTJ-31-71-6
- KTJ-31-81-6
- KTJ-35-100-6
- KTJ(D)-25-20-4
- KTJ(D)-28-26-4
- KTJ(D)-23-31-4
- KTJ(D)-23-41-4



皮带驱动型号  
BELT DRIVE TYPE  
MODEL NO.:

- KTJ-28-51-4
- KTJ-28-61-4
- KTJ-31-71-4
- KTJ-31-81-4

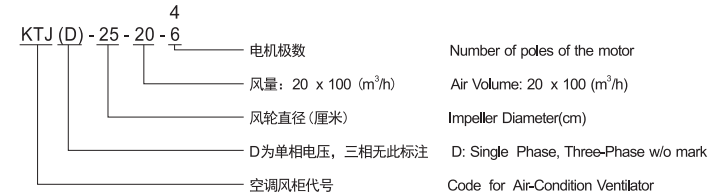
## Dimension Table 尺寸表

Units 单位:mm

型号 Model No.	A	B	C	D	E	F	G	H	出风口内尺寸 Outlet Inside Dimension (mm)		进风口内尺寸 Inlet Inside Dimension (mm)	
									宽 (W)	高 (H)	宽 (W)	高 (H)
									KTJ-25-20-4, KTJ(D)-25-20-4	548	460	513
KTJ-28-26-4, KTJ(D)-28-26-4	620	520	563	562	420	200	210	50	240	230	240	230
KTJ-23-31-4, KTJ(D)-23-31-4	520	590	483	632	436	175	250	50	285	270	285	270
KTJ-23-41-4, KTJ(D)-23-41-4	520	590	483	632	436	175	250	50	285	270	500	330
KTJ-28-51-4	780	720	640	800	534	195	50	50	300	308	614	418
KTJ-28-51-6	640	700	570	746	534	195	33	50	350	308	594	418
KTJ-28-61-4	780	720	640	800	534	195	50	50	300	308	614	418
KTJ-31-61-6	700	740	630	786	600	243	33	50	350	407	500	405
KTJ-31-71-4	870	740	750	840	600	243	50	50	360	407	654	484
KTJ-31-71-6	700	740	630	786	600	243	33	50	350	407	635	420
KTJ-31-81-4	870	740	750	840	600	243	50	50	360	407	654	484
KTJ-31-81-6	700	780	630	826	600	243	33	50	350	407	694	484
KTJ-35-100-4	810	780	740	826	663	243	33	50	380	407	694	484

# Air-Condition Ventilator 空调风柜

## Model Explanation 型号说明



## Electrical Ratings 技术参数

型号 Model No.	额定电压/频率/相数 Rated Voltage/Frequency/Phase	风轮直径 Impeller Diameter (mm)	功率 Power (W)	转速 Rotating Speed (R.P.M.)	风量 Air Volume (m³/h)	静压 Static Pressure (Pa)	噪音 Noise (dB)	电机绝缘等级 Insulation Class	净重 Net Weight (kg)		
KTJ-25-20-4	380V~/50Hz/3Ph	250	400	1130	2000	450	58	B	28.0		
KTJ-28-26-4		280	820	1350	2600	565	62		37.4		
KTJ-23-31-4		230	770	1400	3100	440	65		31.5		
KTJ-23-41-4		230	925	1400	4100	460	68		31.5		
KTJ-28-51-4		280	1100	1125	5100	414	68		43.8		
KTJ-28-51-6		280	750	940	5100	297	63		40.7		
KTJ-28-61-4		280	1500	1250	6100	480	70		43.8		
KTJ-31-61-6		315	1100	940	6100	406	65		42.1		
KTJ-31-71-4		315	1500	950	7100	467	72		47.5		
KTJ-31-71-6		315	1500	940	7100	413	67		46.0		
KTJ-31-81-4		315	2200	1085	8100	595	73		47.5		
KTJ-31-81-6		315	1500	940	8100	453	68		46.5		
KTJ-35-100-6		350	2200	940	10000	543	71		50.8		
KTJ(D)-25-20-4		220V~/50Hz/1Ph	250	485	1130	2000	450		58	B	28.0
KTJ(D)-28-26-4			280	880	1350	2600	565		62		37.4
KTJ(D)-23-31-4	230		780	1400	3100	440	65	31.5			
KTJ(D)-23-41-4	230		1230	1400	4100	460	68	31.5			

## Performance Curve 性能曲线图

- A: KTJ-25-20-4, KTJ(D)-25-20-4    B: KTJ-28-26-4, KTJ(D)-28-26-4    C: KTJ-23-31-4, KTJ(D)-23-31-4  
 D: KTJ-23-41-4, KTJ(D)-23-41-4    E: KTJ-28-51-6    F: KTJ-28-51-4    G: KTJ-31-61-6    H: KTJ-28-61-4  
 I: KTJ-31-71-6    J: KTJ-31-71-4    K: KTJ-31-81-6    L: KTJ-31-81-4    M: KTJ-35-100-6

